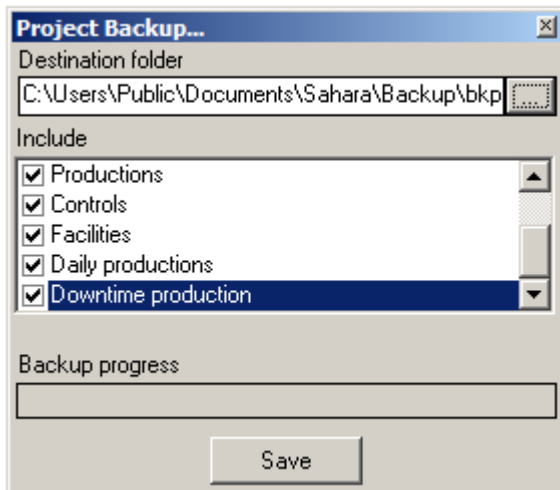


## ✓ Project Backup

There is an option that allows to record a copy of the project that is being used. The option in the principal menu is: **Project > Project Backup...**



Clicking on the selection button (...), the user can choose the directory to record the project copy.

### **Include**

Sahara projects are conformed by a variable quantity of files with different extensions, some of them could be pretty large. So, the user can choose what he want to copy on the backup or copy, by default, all of the files.

### **Name**

The backup project name is fixed by Sahara and it will look like: "bkp\_Project\_yyyymmdd\_hh.mm.ss.zip". It contains the prefix bkp, then the name of the project and at last the day and time.

### **Automatic Backup**

Using the last versions of Sahara, when a project is opened for the first time after an actualization, a backup project is done automatically.






## ✗ Sahara project files management

Being that, Sahara project involves a variable number of files, these should be considered as a unit of information.

If the user wants to make a copy of a project, it is recommended to use Backup functionality. If this functionality is not used, and the copy is done with some other tool like Windows Explorer, care should be taken in selecting all files that have the same name as the project. In addition, the project may not be opened while this kind of copy is being performed.

Caloi

This reproduction is authorized by Caloi



Reproduction forbidden